



US007669123B2

(12) **United States Patent**
Zuckerberg et al.

(10) **Patent No.:** **US 7,669,123 B2**
(45) **Date of Patent:** **Feb. 23, 2010**

(54) **DYNAMICALLY PROVIDING A NEWS FEED ABOUT A USER OF A SOCIAL NETWORK**

(75) Inventors: **Mark Zuckerberg**, Palo Alto, CA (US);
Ruchi Sanghvi, Palo Alto, CA (US);
Andrew Bosworth, Palo Alto, CA (US);
Chris Cox, Palo Alto, CA (US); **Aaron Sittig**, Palo Alto, CA (US); **Chris Hughes**, Palo Alto, CA (US); **Katie Geminder**, San Jose, CA (US); **Dan Corson**, Menlo Park, CA (US)

(73) Assignee: **Facebook, Inc.**, Palo Alto, CA (US)

(*) Notice: Subject to any disclaimer, the term of this patent is extended or adjusted under 35 U.S.C. 154(b) by 11 days.

(21) Appl. No.: **11/503,242**

(22) Filed: **Aug. 11, 2006**

(65) **Prior Publication Data**

US 2008/0040673 A1 Feb. 14, 2008

(51) **Int. Cl.**
G06F 17/00 (2006.01)

(52) **U.S. Cl.** **715/273**

(58) **Field of Classification Search** 715/200,
715/206, 273

See application file for complete search history.

(56) **References Cited**

U.S. PATENT DOCUMENTS

5,937,413 A 8/1999 Hyun
6,029,141 A * 2/2000 Bezos et al. 705/27
7,013,292 B1 3/2006 Hsu
7,249,123 B2 7/2007 Elder
7,269,590 B2 9/2007 Hull
7,480,867 B1 * 1/2009 Racine et al. 715/744
2001/0037721 A1 * 11/2001 Hasegawa et al. 84/609

2002/0059201 A1 5/2002 Work
2003/0145093 A1 7/2003 Oren
2003/0222918 A1 * 12/2003 Coulthard 345/780
2003/0225632 A1 12/2003 Tong
2004/0024846 A1 2/2004 Randall
2004/0088177 A1 * 5/2004 Travis et al. 705/1
2004/0148275 A1 7/2004 Achlioptas
2005/0021750 A1 1/2005 Abrams
2005/0114759 A1 5/2005 Williams
2005/0154639 A1 7/2005 Zetneir
2005/0159970 A1 * 7/2005 Buyukkokten et al. 705/1

(Continued)

OTHER PUBLICATIONS

Jarrett et al., BuzzMaps: A Prototype Social Proxy for Predictive Utility, ACM 2003, pp. 18-22.*

(Continued)

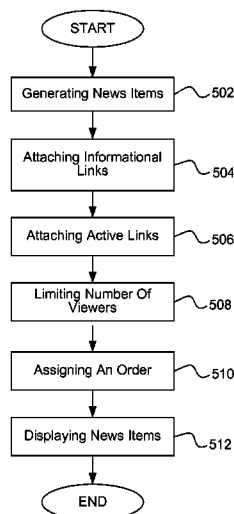
Primary Examiner—Cong-Lac Huynh

(74) *Attorney, Agent, or Firm*—Fenwick & West LLP

(57) **ABSTRACT**

A method for displaying a news feed in a social network environment is described. The method includes generating news items regarding activities associated with a user of a social network environment and attaching an informational link associated with at least one of the activities, to at least one of the news items, as well as limiting access to the news items to a predetermined set of viewers and assigning an order to the news items. The method further may further include displaying the news items in the assigned order to at least one viewing user of the predetermined set of viewers and dynamically limiting the number of news items displayed.

25 Claims, 5 Drawing Sheets



U.S. PATENT DOCUMENTS

2005/0171799	A1	8/2005	Hull	
2005/0171955	A1	8/2005	Hull	
2005/0177385	A1 *	8/2005	Hull et al.	705/1
2005/0197846	A1	9/2005	Pezaris	
2005/0198020	A1	9/2005	Garland	
2005/0198031	A1	9/2005	Pezaris	
2005/0198305	A1	9/2005	Pezaris	
2005/0203807	A1	9/2005	Bezos	
2005/0216300	A1	9/2005	Appelman	
2005/0216550	A1	9/2005	Paseman	
2005/0235062	A1	10/2005	Lunt	
2005/0256756	A1	11/2005	Lam	
2005/0289468	A1 *	12/2005	Kahn et al.	715/738
2006/0041543	A1	2/2006	Achlioptas	
2006/0042483	A1	3/2006	Work	
2006/0048059	A1	3/2006	Etkin	
2006/0052091	A1	3/2006	Onyon	
2006/0075335	A1 *	4/2006	Gloor	715/526
2006/0080613	A1	4/2006	Savant	
2006/0085419	A1	4/2006	Rosen	
2006/0136419	A1	6/2006	Brydon	
2006/0143183	A1	6/2006	Goldberg	
2006/0161599	A1	7/2006	Rosen	
2006/0184617	A1	8/2006	Nicholas	
2006/0190281	A1	8/2006	Kott	
2006/0194186	A1	8/2006	Nanda	
2006/0218225	A1	9/2006	Hee Voon	
2006/0229063	A1	10/2006	Koch	
2006/0230061	A1	10/2006	Sample	
2006/0247940	A1	11/2006	Zhu	
2006/0248573	A1	11/2006	Pannu	
2006/0256008	A1	11/2006	Rosenberg	
2006/0265227	A1	11/2006	Sadamura	
2006/0293976	A1	12/2006	Nam	
2007/0112645	A1 *	5/2007	Traynor et al.	705/26
2007/0174389	A1 *	7/2007	Armstrong et al.	709/204
2007/0208916	A1 *	9/2007	Tomita	711/162
2007/0282987	A1	12/2007	Fischer	
2008/0005076	A1 *	1/2008	Payne et al.	707/3
2008/0010343	A1 *	1/2008	Escaffi et al.	709/204
2008/0033776	A1	2/2008	Marchese	
2008/0040428	A1	2/2008	Wei	
2008/0040475	A1 *	2/2008	Bosworth et al.	709/224
2008/0070697	A1	3/2008	Robinson	
2008/0086458	A1	4/2008	Robinson	
2008/0126411	A1 *	5/2008	Zhuang et al.	707/104.1
2008/0133495	A1 *	6/2008	Fischer	707/5
2008/0133649	A1 *	6/2008	Pennington et al.	709/203
2008/0134035	A1 *	6/2008	Pennington et al.	715/713
2008/0195483	A1 *	8/2008	Moore	705/14
2008/0288612	A1 *	11/2008	Kwon	709/220

OTHER PUBLICATIONS

Adamic et al., Friends and neighbors on the Web, Google 2003, pp. 211-230.*

Dholakia et al., A Social Influence Model of Consumer Participation in Network-and-small group-based Virtual Communities, Google 2004, pp. 241-263.*

U.S. Appl. No. 11/639,655, Mark Zuckerberg, Systems and Methods for Social Mapping, filed Dec. 14, 2006.

U.S. Appl. No. 11/646,206, Aaron Sittig, Systems and Methods for Generating a Social Timeline, filed Dec. 26, 2006.

U.S. Appl. No. 11/493,291, Mark Zuckerberg, Systems and Methods for Dynamically Generating a Privacy Summary, filed Jul. 25, 2006.

U.S. Appl. No. 11/701,698, Jed Stremel, System and Method for Digital File Distribution, Feb. 2, 2007.

U.S. Appl. No. 11/713,455, Jed Stremel, Systems and Methods for Automatically Locating Web-Based Social Network Members, filed Feb. 28, 2007.

U.S. Appl. No. 11/701,566, Jed Stremel, System and Method for Automatic Population of a Contact File with Contact Content and Expression, filed Feb. 2, 2007.

U.S. Appl. No. 11/502,757, Andrew Bosworth, Systems and Methods for Generating Dynamic Relationship-Based Content Personalized for Members of a Web-Based Social Network, filed Aug. 11, 2006.

U.S. Appl. No. 11/503,093, Andrew Bosworth, Systems and Methods for Measuring User Affinity in a Social Network Environment, filed Aug. 11, 2006.

U.S. Appl. No. 11/503,037, Mark Zuckerberg, Systems and Methods for Providing Dynamically Selected Media Content to a User of an Electronic Device in a Social Network Environment, filed Aug. 11, 2006.

U.S. Appl. No. 11/499,093, Mark Zuckerberg, Systems and Methods for Dynamically Generating Segmented Community Flyers, filed Aug. 2, 2006.

U.S. Appl. No. 11/580,210, Mark Zuckerberg, System and Method for Tagging Digital Media, filed Oct. 11, 2006.

U.S. Appl. No. 11/893,493, Arie Steinberg, Web-Based Social Network Badges, filed Aug. 15, 2007.

U.S. Appl. No. 11/982,974, Ruchi Sanghvi, Systems and Methods for a Web-Based Social Networking Environment Integrated Within One or More Computing and/or Networking Applications, filed Nov. 5, 2007.

U.S. Appl. No. 11/701,595, Ezra Callahan, System and Method for Determining a Trust Level in a Social Network Environment, filed Feb. 2, 2007.

U.S. Appl. No. 11/726,962, Charlie Cheever, System and Method for Confirming an Association in a Web-Based Social Network, filed Mar. 23, 2007.

U.S. Appl. No. 11/701,744, Andrew Bosworth, System and Method for Curtailing Objectionable Behavior in a Web-Based Social Network, filed Feb. 2, 2007.

U.S. Appl. No. 11/796,184, Jared S. Morgenstern, System and Method for Giving Gifts and Displaying Assets in a Social Network Environment, filed Apr. 27, 2007.

U.S. Appl. No. 11/893,797, Yun-Fang Juan, System and Method for Invitation Targeting in a Web-Based Social Network, filed Aug. 16, 2007.

U.S. Appl. No. 11/893,820, Yun-Fang Juan, Systems and Methods for Keyword Selection in a Web-Based Social Network, filed Aug. 16, 2007.

U.S. Appl. No. 11/899,426, Jared Morgenstern, System and Method for Collectively Giving Gifts in a Social Network Environment, filed Sep. 5, 2007.

U.S. Appl. No. 12/072,003, Arie Steinberg, Systems and Methods for Implementation of a Structured Query Language Interface in a Distributed Database Environment, filed Feb. 21, 2008.

U.S. Appl. No. 12/077,070, Dave Fetterman, Systems and Methods for Network Authentication, filed Mar. 13, 2008.

U.S. Appl. No. 12/154,504, Adam D'Angelo, Personalized Platform for Accessing Internet Applications, filed May 23, 2008.

U.S. Appl. No. 12/156,091, Mark Zuckerberg, Systems and Methods for Auction-Based Polling, filed May 28, 2008.

U.S. Appl. No. 12/151,734, Jared Morgenstern, Systems and Methods for Classified Advertising in an Authenticated Web-Based Social Network, filed May 7, 2008.

U.S. Appl. No. 12/154,886, Nico Vera, Systems and Methods for Providing Privacy Settings for Applications Associated with a User Profile, filed May 27, 2008.

U.S. Appl. No. 60/965,624, Adam D'Angelo, Systems and Methods for Targeting Advertisements in a Social Network Environment, filed Aug. 20, 2007.

U.S. Appl. No. 11/893,559, Adam D'Angelo, Platform for Providing a Social Context to Software Applications, filed Aug. 15, 2007.

U.S. Appl. No. 60/967,842, Ezra Callahan, Systems and Methods for Dynamically Updating Privacy Settings, filed Sep. 7, 2007.

U.S. Appl. No. 60/966,442, Ezra Callahan, System and Method for Incorporating an Entity or Group other than a Natural Person into a Social Network, Aug. 28, 2007.

U.S. Appl. No. 60/965,852, Adam D'Angelo, Systems and Methods for Advertising, filed Aug. 22, 2007.

U.S. Appl. No. 61/005,614, Yishan Wong, Systems and Methods for Community Translations on a Web-Based Social Network, filed Dec. 5, 2007.

U.S. Appl. No. 12/080,808, Peter Deng, Systems and Methods for Calendaring, filed Apr. 2, 2008.

Flores, Fernando et al. "Computer systems and the design of organizational interaction." In ACM Transactions on Information Systems (TOIS), vol. 6, Issue 2, Apr. 1988.

ChipIn. ChipIn: The easy way to collect money [online], Dec. 15, 2006 <http://web.archive.org/web/20061215090739/www.chipin.com/overview>.

Parzek, E. Social Networking to ChipIn to a Good Cause [online]. Business Design Studio, Jun. 29, 2006 <http://www.businessdesignstudio.com/resources/blogger/2006/06social-net-working-tochipin-to-good.html>.

* cited by examiner

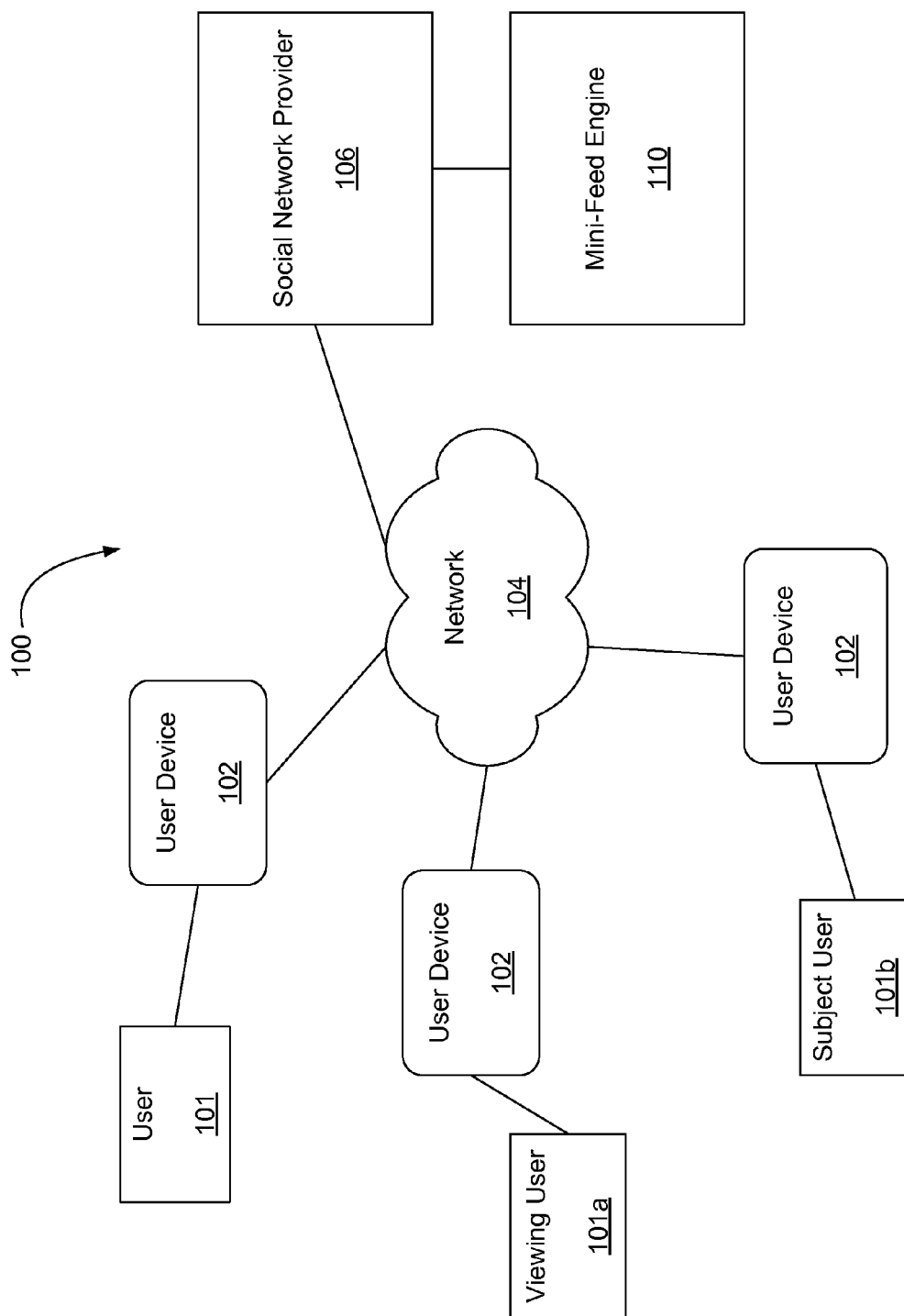


FIG. 1

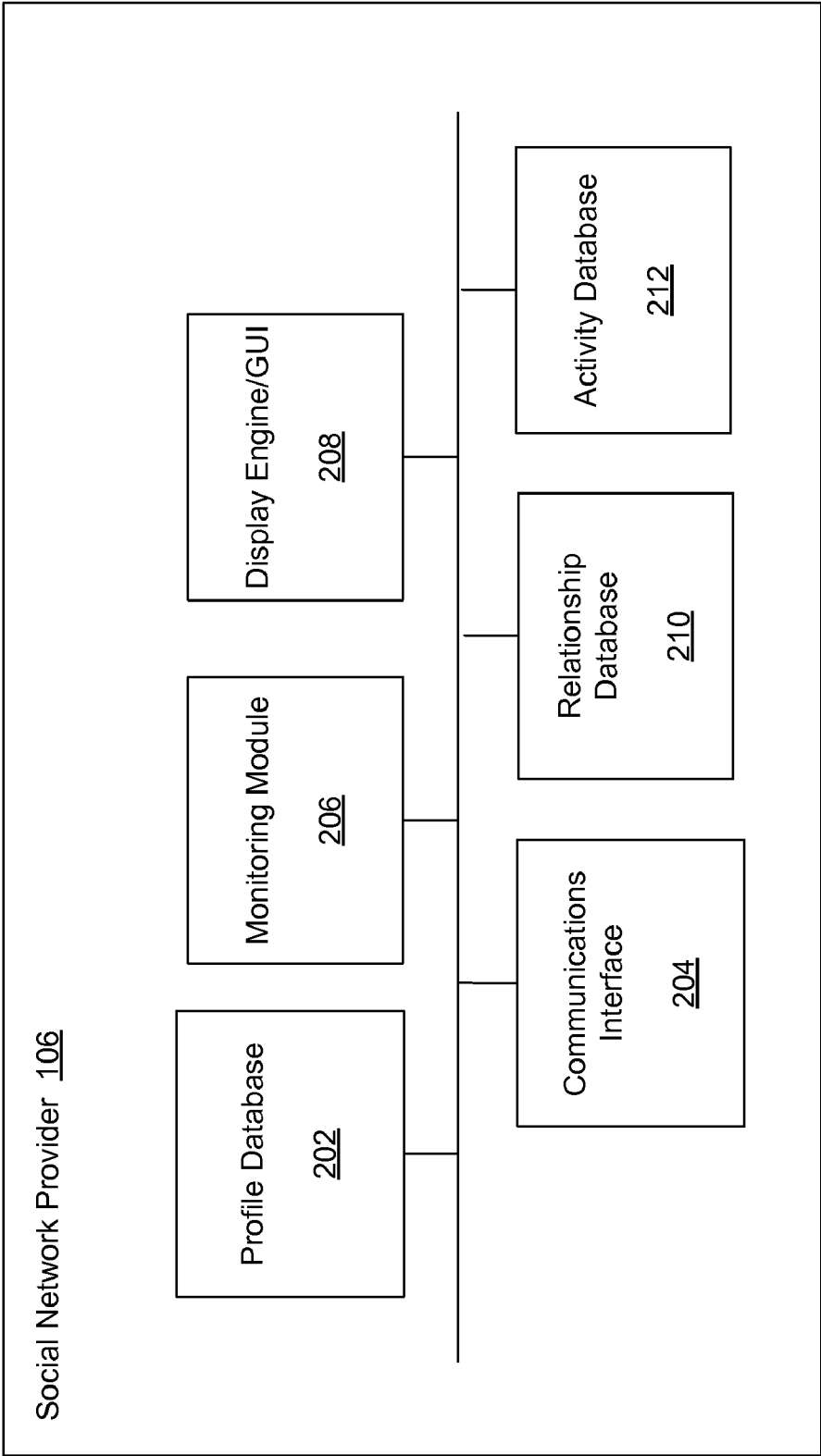


FIG. 2

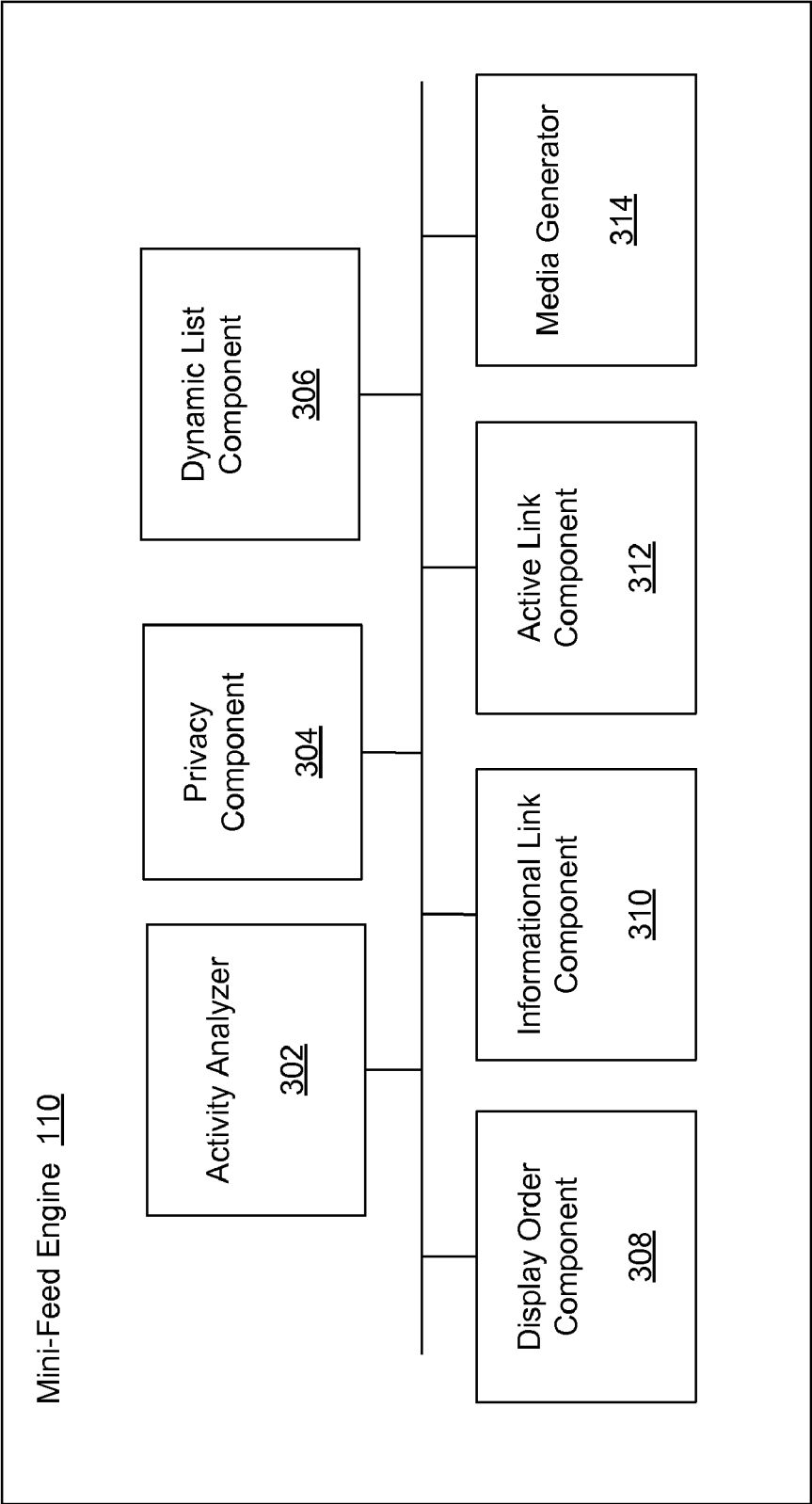


FIG. 3

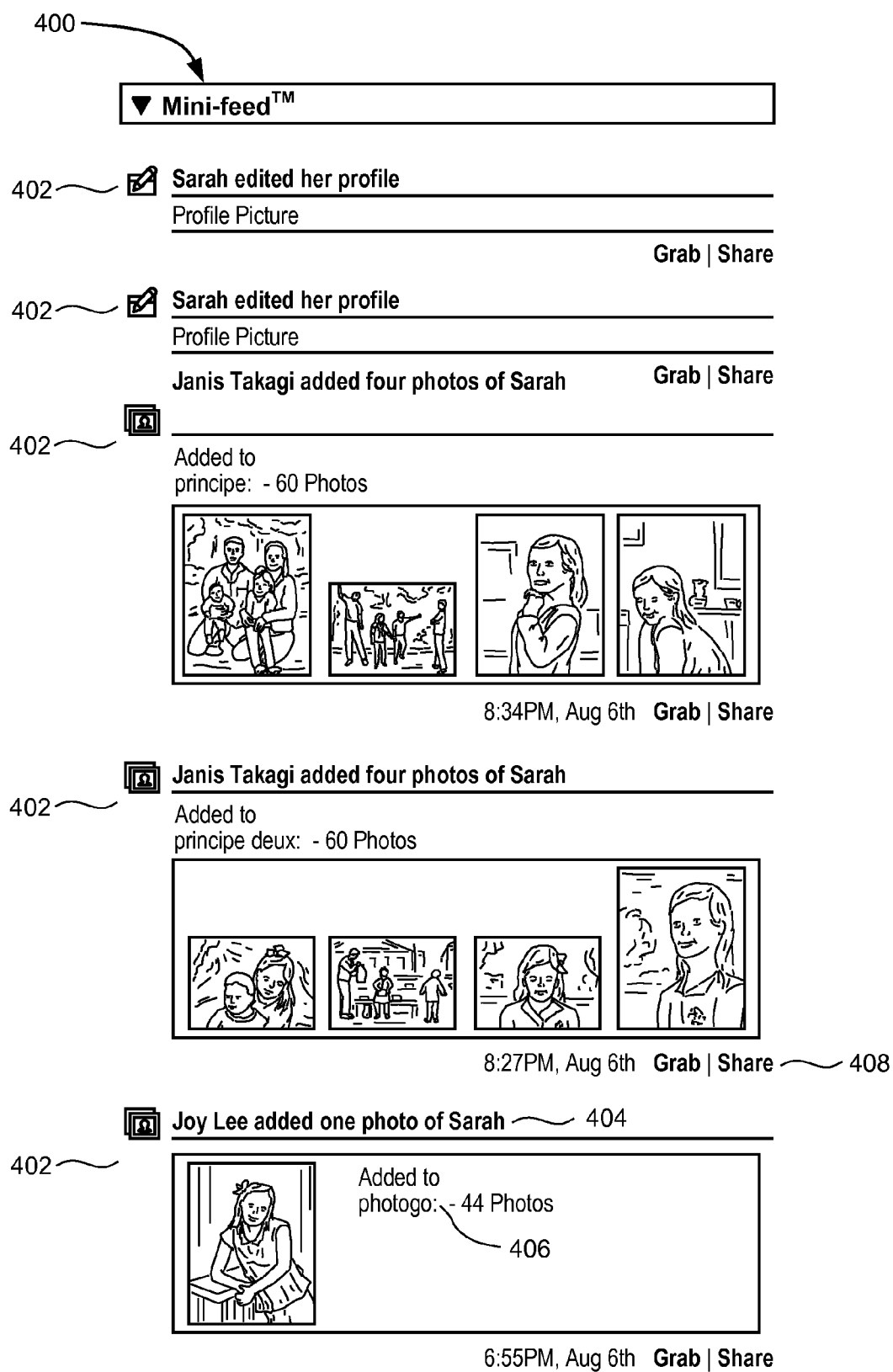
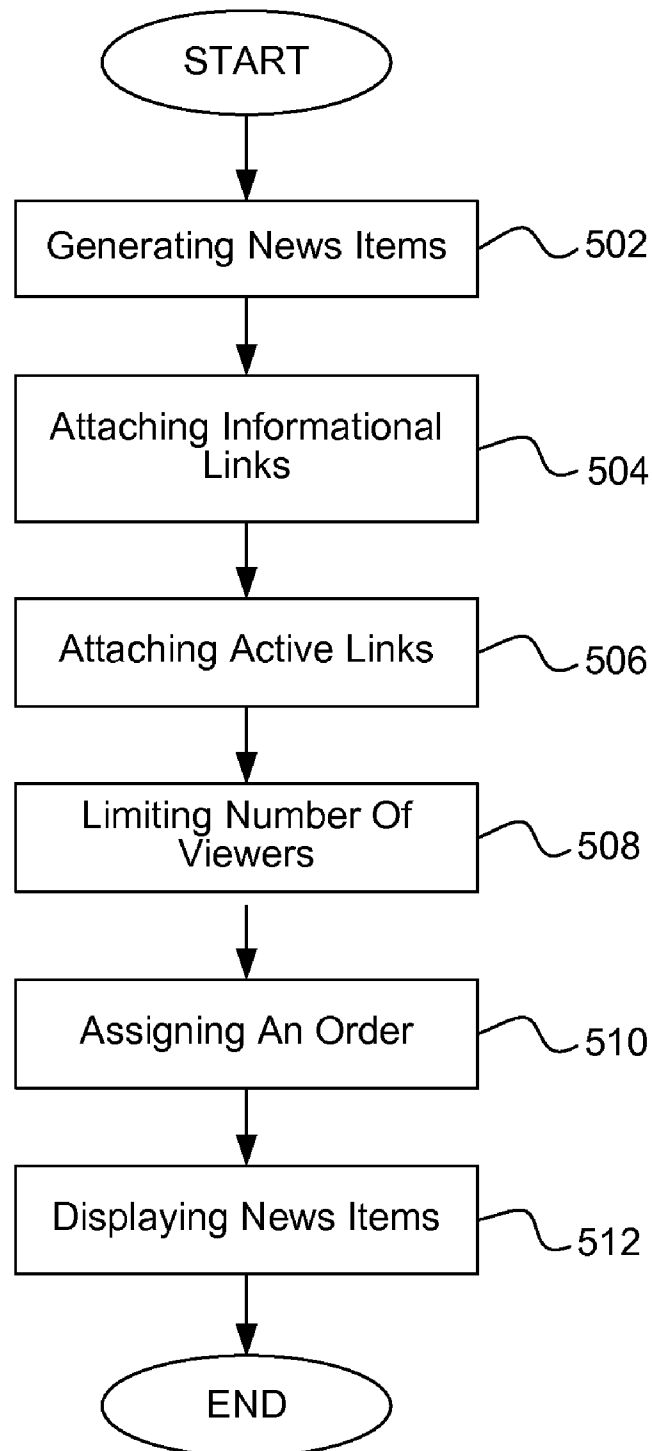


FIG. 4

**FIG. 5**

1

DYNAMICALLY PROVIDING A NEWS FEED ABOUT A USER OF A SOCIAL NETWORK

CROSS-REFERENCE TO RELATED APPLICATIONS

The present application incorporates by reference U.S. Provisional Patent Application Ser. No. 60/750,844 filed on Dec. 14, 2005 for "Systems and Methods for Social Mapping," U.S. Provisional Patent Application Ser. No. 60/753,810 filed on Dec. 23, 2005 for "Systems and Methods for Social Timeline," U.S. patent application Ser. No. 11/493,291 filed on Jul. 25, 2006 for "Systems and Methods for Dynamically Generating a Privacy Summary," U.S. patent application Ser. No. 11/502,757 filed on Aug. 11, 2006 for "Systems and Methods for Generating Dynamic Relationship-Based Content Personalized for Members of a Web-Based Social Network," U.S. patent application Ser. No. 11/503,093 filed on Aug. 11, 2006 for "Systems and Methods for Measuring User Affinity in a Social Network Environment," and U.S. patent application Ser. No. 11/503,037 filed on Aug. 11, 2006 for "Systems and Methods for Providing Dynamically Selected Media Content to a User of an Electronic Device in a Social Network Environment."

BACKGROUND OF THE INVENTION

1. Field of the Invention

The present invention relates generally to dynamic news presentation in a social network, and more particularly to systems and methods for dynamically presenting a news feed about a particular person.

2. Description of Related Art

Conventionally, a user of a networking website connects with other users by providing information about the user to a social network website for access by the other users. For example, a user may post contact information, background information, current job position, hobbies, and so forth. Other users may contact the user and/or review information about the user based on common interests or for any other reason.

Recently, social networking websites have developed systems for tailoring connections between various users. For example, users may be grouped based on geographical location, job type, and so forth. Social networking offers users the opportunity for frequent, automatic notification of changes in the information posted by other users. In other words, rather than having to initiate calls or emails to learn news of another user, a user of a social networking website may passively receive alerts to new postings by other users.

There are existing mechanisms that allow a user to display information about other users. Some mechanisms may allow the user to select particular news items for immediate viewing. Typically, however, these news items are disparate and disorganized. In other words, the user must spend time researching a news topic by searching for, identifying, and reading individual news items that are not presented in a coherent, consolidated manner. Often, many of the news are not relevant to the user. Just as often, the user remains unaware of the existence of some news items that were not captured in the user's research. What is needed is an automatically generated display that contains information relevant to a user about another user of a social network.

SUMMARY OF THE INVENTION

A method for displaying a news feed in a social network environment is described. In some embodiments, the method

2

includes generating news items regarding activities associated with a user of a social network environment and attaching an informational link associated with at least one of the activities, to at least one of the news items. The method further includes limiting access to the news items to a predetermined set of viewers and assigning an order to the news items. The method further includes displaying the news items in the assigned order to at least one viewing user of the predetermined set of viewers.

BRIEF DESCRIPTION OF THE DRAWINGS

FIG. 1 illustrates an exemplary environment for generating a news feed in a social network environment;

FIG. 2 is a block diagram of an exemplary social network provider;

FIG. 3 is a block diagram of an exemplary mini-feed engine;

FIG. 4 is an exemplary screen shot of one or more news items displayed to the viewing user 101a; and

FIG. 5 is a flow diagram of an exemplary process for generating and displaying a news feed in a social network environment.

DETAILED DESCRIPTION

A system and method for dynamically presenting a news feed about activities of a user of a social network is provided. A user (the viewing user) of a social network may choose to view a news feed about another user (the subject user) in the social network. A list of the subject user's activities within the social network may be drawn from various databases within the social network. The news feed is automatically generated based on the list of activities. The list of activities may be filtered, for example, according to priority settings of the viewing user and/or privacy setting of the subject user. The list of activities may be displayed as a list of news items presented in a preferred order (e.g., chronological, prioritized, alphabetical, and the like). Various news items in the news feed may include items of media content and/or links to media content illustrating the activities of the subject user. The news items may also include links enabling the viewing user to participate in the subject user's activities. The news feed may be continuously updated by adding news items about new activities and/or removing news items about previous activities. Accordingly, the viewing user may be better able to follow the "track" of the subject user's "footprints" through the social network, based on the news feed, without requiring the subject user to continuously post new activities.

FIG. 1 illustrates an exemplary environment 100 for generating a news feed in a social network environment. One or more users, such as users 101 at user devices 102, are coupled to a social network provider 106 via a network 104. The social network provider 106 may comprise any user or entity that provides social networking services, communication services, dating services, company intranets, and so forth. For example, the social network provider 106 may host a website that allows one or more users 101, at one or more user devices 102, to communicate with one another via the website. The social networking website offers a first user 101 an opportunity to connect or reconnect with the one or more other users 101 that attended, for example, the same university as the first user 101. In some embodiments a social network environment may include a segmented community. A segmented community according to one embodiment is a separate, exclusive or semi-exclusive web-based social network

wherein each authenticated segmented community member accesses and interacts with other members of their respective segmented community.

In one instance, a viewing user **101a** associated with a user device **102** requests a news feed (i.e., mini-feed) about a subject user **101b** associated with a second user device **102** via a social networking website associated with the social network provider **106**. Any user **101** in the social network may request a mini-feed and become the viewing user **101a** or become the subject user **101b** as the subject of a mini-feed request. In some embodiments, the viewing user **101a** and the subject user **101b** may be the same user, for example, for purposes of reviewing a personal mini-feed.

A mini-feed engine **110** is coupled to the social network provider **106**. The mini-feed engine **110** utilizes data about a particular user (e.g., the subject user **101b**), to assemble a list of one or more items of media content or any other content for display to a user such as the viewing user **101a**. Examples of a subject user **101b** may include a user, an association of users (e.g., a family), a group of users, an organization of users (e.g., a volleyball team), members of an event (e.g., a concert), students in a class (e.g., "Elementary Political Speaking and The Causes of Global Warming"), members of a club (e.g., Fans of Global Warming), and the like. According to some embodiments, the viewing user **101a** may be coupled directly via the user device **102** to the mini-feed engine **110**. According to other embodiments, the mini-feed engine **110** comprises a module associated with the social network provider **106**.

Referring now to FIG. 2, a block diagram of an exemplary social network provider, such as the social network provider **106** shown in FIG. 1, is shown. A profile database **202** is provided for storing data associated with each of the users, such as the user **101** associated with user device **102**. When a user **101** subscribes to services provided by the social network provider **106**, a user profile may be generated for user **101**. For example, the user **101** may select privacy settings, provide contact information, provide personal statistics, specify memberships in various organizations, indicate interests, list affiliations, post class schedules, detail work activities, or group other users **101** according to one or more categories. When the user **101** adds additional information to the user profile, such as adding additional contacts, the user profile in the profile database **202** may be updated with the information added. The user profile may be stored, modified, added, and so forth to any storage medium. A timestamp may be associated with the user profile. Examples of timestamp include order of occurrence in a data base, date, time of day, and the like.

According to some embodiments, the user profile is created outside of the social network environment and provided to or accessed by the social network provider **106**. Alternatively, the profile database **202** may be located remotely and accessed by the social network provider **106**.

The social network provider **106** includes a communications interface **204** for communicating with users **101**, such as via the user device **102** described herein, over the network **104**. The user device **102** communicates various types of information, such as privacy settings selections, groupings of other users **101**, and so forth, to the social network provider **106** via the communications interface **204**. Any type of communications interface **204** is within the scope of various embodiments.

A monitoring module **206** tracks one or more user activities on the social networking website. For example, the monitoring module **206** can track user interaction with one or more items of media content, such as news stories, other users'

profiles, email to other users **101**, chat rooms provided via the social network provider **106**, and so forth. Any type of user activity can be tracked or monitored via the monitoring module **206**. The information, people, groups, stories, and so forth, with which the user **101** interacts, may be represented by one or more objects, according to exemplary embodiments. The monitoring module **206** may determine an affinity of the user **101** for subjects, other users **101**, relationships, events, organizations, and the like according to users' **101** activities.

A display engine/GUI **208** may also be provided by the social network provider **106**. The display engine/GUI **208** displays the one or more items of media content, profile information, and so forth to users **101**. Users **101** can interact with the social network provider **106** via the display engine/GUI **208**. For example, users **101** can select privacy settings, access their own user profile, access other users' **101** information available via the social network provider, and so forth, via the display engine/GUI **208**. The mini-feed may be displayed in a field in the display engine/GUI **208**.

A relationship database **210** is provided for storing relationship data about each user **101**. In various embodiments, the viewing user **101a** can specify relationships with one or more subject users **101b** of the social network via the user profile, or by any other means. The viewing user **101a** can assign categories, groups, networks, and so forth to the one or more subject users **101b** with which the viewing user **101a** has a relationship. The relationship, for example, may specify that the subject user **101b** is a family member, a schoolmate, an ex-girlfriend, an esteemed rival, and so forth. Any type of relationship may be specified.

An activity database **212** is provided for storing activity data about each user **101**. The activities may be tracked by the monitoring module **206**. Activities monitored by the monitoring module **206** may be stored in the activity database **212**. Activity entries in the activity database **212** may include a timestamp indicating time and date of the activity, the type of activity, the user **101** initiating the activity, any other users **101** who are objects of the activity, and the like. Activities may be stored in multiple databases, including the activity database, the profile database, the relationship database, and the like.

According to some embodiments, the social network provider **106** may determine a relationship for the user. For example, if user **101** establishes communications with another user **101** interested in flying private aircraft, the social network provider **106** may assign the relationship of fellow pilot. The social network provider **106** may inquire whether or not user **101** wants to add the other user **101** as a fellow pilot, in one instance. The social network provider **106** may utilize a common interest in flying as a variable to measure the user affinity, for flying and/or the fellow pilot without inquiring whether user **101** wants to add the other user **101** to their user's profile, according to some embodiments.

A relationship may be assigned based on a user's interaction with other users or with any type of content. The user **101** may have more than one relationship with other users **101** or with content, according to exemplary embodiments. For example, user's **101** brother qualifies as one type of relationship, while the fact that user's **101** brother attended the same university as user **101** may qualify as another relationship. Any number of relationships may be established for each user **101** and/or for each activity performed by the user **101** in the social network environment. A timestamp or other chronological indicia may be associated with entries in the relationship database **210**.

5

According to exemplary embodiments, one or more networks may be provided for each user **101**. For example, user **101** may have a network comprised of people grouped according to a university attended, a network comprised of people grouped according to the user's geographical location of residence, a network comprised of people grouped according to a common field of work, a network comprised of people grouped according to a particular business, and so forth. As discussed herein, a common network may establish a relationship between user **101** and other users **101** in the common network, for example.

Any type of network may be provided by the social network provider **106**. In other words, a network may comprise people grouped according to any type of category, such as various social networks described herein, like "friends", "geographical location", and so forth. User **101** may specify the networks, the categories, subcategories, and so forth and/or the networks, the categories, the subcategories, and so on may be predetermined by the social network provider **106**. The networks, categories, the subcategories, and so forth may comprise a relationship with the user **101**, as discussed herein, but do not necessarily comprise the only relationship user **101** has with the other users **101**.

Although the social network provider **106** is described as being comprised of various components (the profile database **202**, the communications interface **204**, the monitoring module **206**, the display engine/GUI **208**, and the relationship database **210**), fewer or more components may comprise the social network provider **106** and still fall within the scope of various embodiments.

The mini-feed engine **110** is configured to receive data about a particular user of a social network, e.g., the subject user **101b**, and assemble a list of one or more activities to be displayed as news items about the subject user **101b**. The news items may be in the form of items of media content or any other content for display to the viewing user **101a**. The mini-feed engine **110** may filter the activities according to privacy settings of the subject user **101b** and/or priority settings of the viewing user. The mini-feed engine **110** may compile a dynamic list of a limited number of news items about the subject user **101b** for display in a preferred order. The mini-feed engine **110** may provide the viewing user **101a** with links related to various activities in the news items, and other links providing opportunities to participate in the activities.

FIG. 3 is a block diagram of an exemplary embodiment of the mini-feed engine **110**. The mini-feed engine **110** includes an activity analyzer **302**, a privacy component **304**, and a dynamic list component **306**, for determining the activities regarding the subject user **101b** that may be displayed as news items. The mini-feed engine **110** further includes a display order component **308**, an informational link component **310**, an active link component **312** and a media generator **314**, for displaying the news items to the viewing user **101a**.

The activity analyzer **302** accesses the one or more user activities detected by the monitoring module **206** and analyzes the one or more user activities to compile a mini-feed activity list of activities associated with the subject user **101b**. Optionally, the activity analyzer **302** may access the one or more activities from the various data bases (e.g., the profile database **202**, the relationship database **210**, the activity database **212**, and the like). The activities may include activities performed by the subject user **101b**, e.g., add an affiliation to a group, terminate an affiliation with a group, add information to the profile, remove information from the profile, RSVP to an event, withdraw the RSVP, activate a mobile connection, add a note to the notes file, add a photo to own photo album,

6

approve a relationship request, create an event, create a group, create a photo album, manually add a link, and the like. The activities may include activities performed by other users **101** relating to the subject user **101b** (e.g., the subject user **101b** is approved by another for a relationship, the subject user **101b** is mentioned by another user **101** in their notes, the subject user **101b** receives a promotion, the subject user **101b** is tagged by another user **101** in their photo album, and the like). The activities may include activities outside the social network, e.g., access an article from Wall Street Journal, book a vacation trip, and the like. Optionally, the subject user's **101b** activities may be stored in a user activity storage medium (not shown) associated with the mini-feed engine **110** and/or the social network provider **106**.

The privacy component **304** is configured to analyze the privacy settings of the subject user **101b** and filter out activities belonging to categories that the subject user **101b** has elected to not display in the mini-feed. For example, activities involving the subject user and the viewing user's wife may be designated as private by the subject user's **101b** privacy settings and omitted from the mini-feed activity list displayed to the viewing user **101a**. The privacy settings may be variable and prevent one particular user **101** from viewing activities regarding the subject user **101b** that another particular user **101** might be permitted to see. For example, the subject user **101b** might permit her sister to see activities regarding the subject user **101b** and the viewing user's wife. The privacy component **304** may include default privacy settings. The default privacy settings may be determined by the social network provider **106**. For further information regarding privacy see U.S. patent application Ser. No. 11/493,291 entitled "SYSTEMS AND METHODS FOR DYNAMICALLY GENERATING A PRIVACY SUMMARY" filed on Jul. 25, 2006.

The dynamic list component **306** is configured to limit the number of news items displayed. In some embodiments the dynamic list component **306** selects current activities, e.g., the most recent twenty activities according to the timestamp, for display as news items. In various embodiments, the dynamic list component **306** selects activities according to viewing user priorities (e.g., viewing user affinity), viewing user preferences (e.g., viewing user profile settings), subject user priorities (e.g., subject user affinity), subject user preferences (e.g., subject user profile settings), filters, and the like. For example, the viewing user **101a** may set a filter for the dynamic list component **306** to show only relationship activities of the subject user **101b** in the news items display. In another example, the dynamic list component **306** may display only the ten highest weighted activities of the subject user **101b**, according to the affinity calculations for the viewing user **101a**. For further information regarding affinity calculations see U.S. patent application Ser. No. 11/503,093 entitled "SYSTEMS AND METHODS FOR MEASURING USER AFFINITY IN A SOCIAL NETWORK ENVIRONMENT." Optionally, the dynamic list may include a predetermined number of entries, e.g., 40 entries, and the news items may be selected according to the most recent 40 activities.

In some embodiments, the dynamic list component **306** may maintain a news feed for each user comprising a list of a predetermined number of news items (e.g., 40 entries) about the user. The dynamic list component **306** may place the most recent news item at the top of the list and remove the oldest news item from the bottom of the list for each new activity. Optionally, the dynamic list component may associate a unique mini-feed profile with each mini-feed for each user. The lowest priority news item may be removed according to the mini-feed profile, and a new news item may be added to a

position on the list according to the relative priority of the new news item, according to the mini-feed profile.

The display order component **308** is configured to determine an order for the display of the news items. In some embodiments, the list of news items may be sorted according to a timestamp associated with the respective activities. In other embodiments, the list of news items may be sorted according to a viewing user priority (e.g., affinity determinations, viewing user preferences, and the like), a subject user priority (e.g., affinity determinations, subject user profile, and the like), alphabetical order of a field within the news item display, etc. In some embodiments, multiple field sorts may be applied to the news item display. For example, the viewing user **101a** may configure his preferences to display relationship activities first followed by event activities second, etc., and to display the relationship activities (and then the event activities) in a chronological order.

The informational link component **310** is configured to provide the viewing user **101a** one or more informational links to an activity of the subject user **101b**. The informational links may provide the viewing user **101a** additional information about the activity that is the subject of the news item. For example, an informational link may connect the viewing user **101a** to a web page about a group that the subject user **101b** has joined. In various embodiments, an informational link may enable the viewing user **101a** to view a photo added to the subject user's **101b** photo album, to view information about a class the subject user **101b** has enrolled in, and the like.

The active link component **312** is configured to provide the viewing user **101a** one or more active links to an activity of the subject user **101b**. The active links may enable the viewing user **101a** to participate in the activity that is the subject of the news item. For example, an active link may enable the viewing user **101a** to join a group that the subject user **101b** has joined. In various embodiments, an active link may enable the viewing user **101a** to download a photo added to the subject user's **101b** photo album, to enroll in a class the subject user **101b** has enrolled in, to join a club the subject user **101b** has joined, and so forth. In some embodiments, the active link and the informational link may enable the viewing user to perform the same function.

The media generator **314** is configured to format the activity list compiled by the activity analyzer **302** and display one or more news items according to the privacy component **304**, the dynamic list component **306**, and the display order component **308**. The media generator **314** is further configured to provide functionality to any links attached by the informational link component **310** and/or the active link component **312**. In some embodiments, the media generator **314** provides the display of the news items to the display engine/GUI **208** for display to the viewing user **101a**. Alternatively, the media generator **314** displays the news items to the viewing user **101a** via the user device **102**.

In some embodiments, the media generator **314** may be configured to attach advertising to the mini-feed display. Examples of advertising include, but are not limited to, a depiction of a product, a depiction of a logo, a display of a trademark, an inducement to buy a product, an inducement to buy a service, an inducement to invest, an offer for sale, a product description, trade promotion, a survey, a political message, an opinion, a public service announcement, news, a religious message, educational information, a coupon, entertainment, a file of data, an article, a book, a picture, travel information, and the like. The format of the advertising may include, singularly or in combination, an audio or animation or other multimedia element played at various times, banner

advertising, network links, e-mail, images, text messages, video clips, audio clips, programs, applets, cookies, scripts, and the like.

Although the mini-feed engine **110** is described as being comprised of various components (e.g., the activity analyzer **302**, the privacy component **304**, the dynamic list component **306**, the display order component **308**, the informational link component **310**, the active link component **312**, and the media generator **314**), fewer or more components may comprise the mini-feed engine **110** and still fall within the scope of various embodiments.

FIG. 4 is an exemplary screen shot **400** of one or more news items **402** displayed to the viewing user **101a**. The exemplary screen shot **400** represents a display page showing six news items **402** regarding a subject user named "Sarah." However, more or fewer than six news items **402** may be displayed. The total number displayed may be limited by the dynamic list component **306**. Various stories, content, media, and so forth may be displayed in the news items **402** via the display page. In the exemplary screen shot shown in FIG. 4, news items in the form of stories and/or story headlines are displayed.

The news items **402** include activities. An exemplary activity **404** indicates that "Joy Lee added one photo of Sarah." The activities may be described by text. In some embodiments, an informational link **406** may be attached to one or more of the news items **402**. The informational links may provide additional information about the activity **404**. The exemplary informational link **406** may, for example, enable the viewing user **101a** to view Joy Lee's photo album, named "photogo." In various embodiments, the informational links may enable the viewing user **101a** to link to another web page, view a photo, obtain information about an organization, link to a user profile, view information about an event, view a user's notes, and so forth. In some embodiments, the informational link may include a dropdown menu with multiple selections. A news item may include multiple informational links or one informational link.

In some embodiments, an active link **408** may be attached to one or more of the news items **402**. The active links enable the viewing user **101a** to participate in the same activity or a similar related activity as the subject user **101b**, or take a related action. For example, the exemplary active link **408** includes two links, i.e., "grab" and "share". "Grab" may enable the viewing user **101a** to download a photo from Joy Lee's photo album. "Share" may enable the viewing user **101a** to forward the photo from Joy Lee's photo album to someone else. In various embodiments, an active link enables the viewing user **101a** to add an affiliation, participate in an event, create their own event, download a note, join a group, add a link, add a relationship tag another user's photo album and so forth. In some embodiments, the active link may include a dropdown menu with multiple selections. In some embodiments the active link and informational link may include the same link. A news item may include multiple active links or one active link.

Referring now to FIG. 5, a flow diagram of an exemplary process for generating and displaying a news feed about activities of a user of a social network is provided. At step **502**, news items relating to activities performed by a subject user **101b** associated with a social network environment are generated. For example, the activity analyzer **302** may collect a list of one or more activities associated with the subject user **101b** from monitoring module **206** and optionally from the various databases in the social network (e.g., the profile database **202**, the relationship database **210**, the activity database **212**, and the like). The list of activities may include emails, viewing of user profiles, viewing of users' photos, receiving a

promotion, sending messages to other users, and so forth, as discussed herein. The list of activities may be filtered according to preferences set by the viewing user and/or the subject user.

At step 504, informational links may be attached to one or more news items generated in the step 502. For example, the informational link component 310 may determine relevant links relating to activities to attach to one or more of the news items. As another example, the subject user 101b may begin to cohabitate with her girlfriend and thus the relationship database 210 may provide a news item regarding the establishment of the cohabitation relationship. A link to the subject user's 101b girlfriend may be attached by the informational link component 310 to the news item at the step 504, enabling the viewing user 101a to view entries regarding the girlfriend. In some embodiments, the informational link may be a drop-down menu including, for example, the girlfriend's email address, a link to her public profile, and a mini-feed about the girlfriend.

At step 506, an active link may be attached to one or more news items generated in the step 502. For example, the active link component 312 may attach an active link to the news item regarding the establishing the cohabitation relationship (discussed elsewhere) enabling the viewing user 101a to email congratulations to the girlfriend. In some embodiments, the active link may be a dropdown menu providing a selection from a list of actions including, for example, a download link to the girlfriend's photo, an invitation to join the circle of the girlfriend's mutual friends, and a link to join her next Bodacious Beer Bust Binge.

At step 508, the number of users who may view the mini-feed may be limited. For example, the privacy component 304 may limit display of the mini-feed to only users of the social network. In various embodiments, the privacy component 304 may limit display of selected news items according to a privacy profile stored in the profile database 202 for the subject user 101b. Alternatively, the privacy component 304 may limit the mini-feed display to selected users according to the privacy profile stored in the profile database 202 for the subject user 101b. In some embodiments, the privacy component may filter the activities available for display according to a privacy profile. The privacy component 304 may limit display of the mini-feed according to default privacy settings. Other components and/or modules may also limit the display.

At a step 510, an order is assigned to the news items. For example, the display order component 308 may sort the news items according to chronological order at step 510. In various embodiments, the display order component 308 may assign the order of the news items according to a viewing user priority (e.g., affinity determinations, viewing user preferences, and the like), a subject user priority (e.g., affinity determinations, subject user profile, and the like), alphabetical order of various fields within the news item display, etc. In some embodiments, the display order component 308 may apply multiple field sorts to the news item display. For example, the viewing user 101a may configure his preferences to display relationship activities first followed by event activities second, etc., and to display the relationship activities in a chronological order followed by the event activities in chronological order.

At step 512, the news items are displayed to the viewing user 101a. For example, the media generator 314 may format the activity list compiled in step 502 and display one or more news items according to limits imposed on the scope of the viewers at step 508, and the display order assigned at step 510. Displaying the news items at step 512 further includes displaying links attached to the news item at step 504 and/or

506, and linking the viewing user 101a to those links selected by the viewing user 101a. For example, links attached by the informational link component 310 and/or the active link component 312 may also be displayed at step 512 by the media generator 314. In some embodiments, advertising may be displayed at step 512. In various embodiments, the active links and/or passive links may include links to advertising. Optionally, the news items may be displayed by the display engine/GUI 208.

Although the process for generating and displaying a news feed is described as being comprised of various steps (e.g., generating news items 502, attaching informational links 504, attaching active links 506, limiting the number of viewers 508, assigning an order 510, displaying news items 512), fewer or more steps may comprise the process and still fall within the scope of various embodiments.

Several embodiments are specifically illustrated and/or described herein. However, it will be appreciated that modifications and variations are covered by the above teachings and within the scope of the appended claims without departing from the spirit and intended scope thereof. For example, affinity values may be modified by acts of selecting links for access in the mini-feed display. The news items in the mini-feed may be searched for a predetermined character string (e.g., a particular name or subject). A filter may be applied to the news items to remove predetermined content, for example, content about subjects in which the viewing user is not interested. The order of the news items in the mini-feed display may be determined by affinity information regarding the viewing user 101a. Any of the elements associated with the mini-feed engine may employ any of the desired functionality set forth hereinabove. Items selected for deletion from the mini-feed display list may be determined according to first in first out. Items selected for deletion from the mini-feed display list may be determined according to affinity information. Method steps described herein may be performed in alternative orders. Various embodiments of the invention include logic stored on computer readable media, the logic configured to perform methods of the invention. The examples provided herein are exemplary and are not meant to be exclusive.

The embodiments discussed herein are illustrative of the present invention. As these embodiments of the present invention are described with reference to illustrations, various modifications or adaptations of the methods and or specific structures described may become apparent to those skilled in the art. All such modifications, adaptations, or variations that rely upon the teachings of the present invention, and through which these teachings have advanced the art, are considered to be within the spirit and scope of the present invention. Hence, these descriptions and drawings should not be considered in a limiting sense, as it is understood that the present invention is in no way limited to only the embodiments illustrated.

What is claimed is:

1. A method for displaying a news feed in a social network environment, the method comprising:

monitoring a plurality of activities in a social network environment;

storing the plurality of activities in a database;

generating a plurality of news items regarding one or more of the activities, wherein one or more of the news items is for presentation to one or more viewing users and relates to an activity that was performed by another user; attaching a link associated with at least one of the activities of another user to at least one of the plurality of news

11

items where the link enables a viewing user to participate in the same activity as the another user; limiting access to the plurality of news items to a set of viewing users; and

displaying a news feed comprising two or more of the plurality of news items to at least one viewing user of the predetermined set of viewing users.

2. The method of claim 1, wherein the plurality of activities are selected according to an affinity determined for the viewing user.

3. The method of claim 1, wherein at least one informational link comprises a dropdown menu.

4. The method of claim 1, further comprising attaching an active link associated with at least one of the plurality of activities, to at least one of the plurality of news items.

5. The method of claim 4, wherein the active link comprises a dropdown menu.

6. The method of claim 1, wherein the step of assigning an order comprises assigning the order according to a chronological order of occurrence of the news items.

7. The method of claim 1, further comprising displaying advertising with the plurality of news items.

8. The method of claim 1, further comprising: monitoring an interaction of the viewing user with the at least one of the plurality of news items; and utilizing the interaction to generate an additional news item.

9. The method of claim 1, further comprising: monitoring an interaction of the viewing user with the at least one of the plurality of news items; and utilizing the interaction to select advertising for display to the viewing user.

10. The method of claim 1, further comprising searching the one or more news items for a predetermined character string.

11. The method of claim 1, further comprising applying a filter to the one or more news items to prevent news items regarding certain types of activities from being displayed.

12. The method of claim 1, further comprising dynamically limiting a number of the plurality of news items available for display.

13. The method of claim 12, wherein the step of dynamically limiting the number of the plurality of news items for display includes removing a news item from the display and adding a new news item to the display.

14. The method of claim 13, wherein the news item removed from the display is selected according to the assigned order.

15. The method of claim 13, wherein the news item removed from the display is selected according to affinity information.

16. A system for displaying a news feed comprising:
a social network environment;
a module configured to monitor a plurality of activities in a social network environment;
a storage medium for storing the plurality of activities in a database;
a module configured to generate a plurality of news items regarding one or more of the activities, wherein one or more of the news items is for presentation to one or more viewing users and relates to an activity that was performed by another user;

12

a link component configured to attach a link associated with at least one of the activities of another user to at least one of the plurality of news items where the link enables a viewing user to participate in the same activity as the another user;

a privacy component configured to limit access to the plurality of news items to a set of viewing users; and

a media generator configured to display a news feed comprising two or more of the plurality of news items to at least one viewing user of the predetermined set of viewing users.

17. The system of claim 16, wherein the social network environment is a segmented community.

18. The system of claim 16, wherein at least one informational link comprises a dropdown menu.

19. The system of claim 16, further comprising an active link component configured to attach an active link associated with at least one of the plurality of activities to at least one of the plurality of news items.

20. The system of claim 16, wherein the display order component is configured to assign the order to the plurality of news items generated according to an order of occurrence of the plurality of news items.

21. The system of claim 16, wherein the privacy component is configured to limit the access to users of the network environment.

22. The system of claim 16, wherein the privacy component is configured to limit the access according to privacy settings determined by the user of the social network environment.

23. The system of claim 16, further comprising a dynamic list component configured to remove a predetermined news item from the plurality of news items and add a new news item to the plurality of news items.

24. A computer readable medium having embodied thereon a program, the program being executable by a processor for performing a method for displaying a news feed, the method comprising:

monitoring a plurality of activities in a social network environment;

storing the plurality of activities in a database;

generating a plurality of news items regarding one or more of the activities, wherein one or more of the news items is for presentation to one or more viewing users and relates to an activity that was performed by another user;

attaching a link associated with at least one of the activities of another user to at least one of the plurality of news items where the link enables a viewing user to participate in the same activity as the another user;

limiting access to the plurality of news items to a set of viewing users; and

displaying a news feed comprising two or more of the plurality of news items to at least one viewing user of the predetermined set of viewing users.

25. The computer readable medium of claim 24, further comprising attaching an active link associated with at least one of the plurality of activities to at least one of the plurality of news items.

UNITED STATES PATENT AND TRADEMARK OFFICE
CERTIFICATE OF CORRECTION

PATENT NO. : 7,669,123 B2
APPLICATION NO. : 11/503242
DATED : February 23, 2010
INVENTOR(S) : Mark Zuckerberg et al.


Page 1 of 1

It is certified that error appears in the above-identified patent and that said Letters Patent is hereby corrected as shown below:

Column 11, line 7, Claim 1, delete “predetermined” before “set”;
Column 11, lines 11-12, Claim 3, delete “informational” before “link”;
Delete Claims 4-6, column 11, lines 13-20;
Column 11, line 24, Claim 8, add “at least one” before “viewing”;
Column 11, line 29, Claim 9, add “at least one” before “viewing”;
Delete Claim 14, column 11, lines 46-48;
Column 12, line 10, Claim 16, delete “predetermined” before “set”;
Column 12, lines 14-15, Claim 18, delete “informational” before “link”; and
Delete Claims 19-20, column 12, lines 16-24;
Column 12, line 56, Claim 24, delete “predetermined” before “set”.

Signed and Sealed this

Fifteenth Day of June, 2010

A handwritten signature in black ink that reads "David J. Kappos". The signature is written in a cursive, flowing style with a large, stylized 'D' and 'K'.

David J. Kappos
Director of the United States Patent and Trademark Office



US007669123C1

(12) **EX PARTE REEXAMINATION CERTIFICATE** (9296th)
United States Patent
Zuckerberg et al.

(10) **Number:** **US 7,669,123 C1**(45) **Certificate Issued:** **Sep. 11, 2012**(54) **DYNAMICALLY PROVIDING A NEWS FEED ABOUT A USER OF A SOCIAL NETWORK**(52) **U.S. Cl.** **715/273**(58) **Field of Classification Search** None
See application file for complete search history.

(75) Inventors: **Mark Zuckerberg**, Palo Alto, CA (US);
Ruchi Sanghvi, Palo Alto, CA (US);
Andrew Bosworth, Palo Alto, CA (US);
Chris Cox, Palo Alto, CA (US); **Aaron Sittig**, Palo Alto, CA (US); **Chris Hughes**, Palo Alto, CA (US); **Katie Geminder**, San Jose, CA (US); **Dan Corson**, Menlo Park, CA (US)

(56) **References Cited**

To view the complete listing of prior art documents cited during the proceeding for Reexamination Control Number 90/012,301, please refer to the USPTO's public Patent Application Information Retrieval (PAIR) system under the Display References tab.

(73) Assignee: **Facebook, Inc.**, Palo Alto, CA (US)*Primary Examiner*—Ovidio Escalante**Reexamination Request:**

No. 90/012,301, May 21, 2012

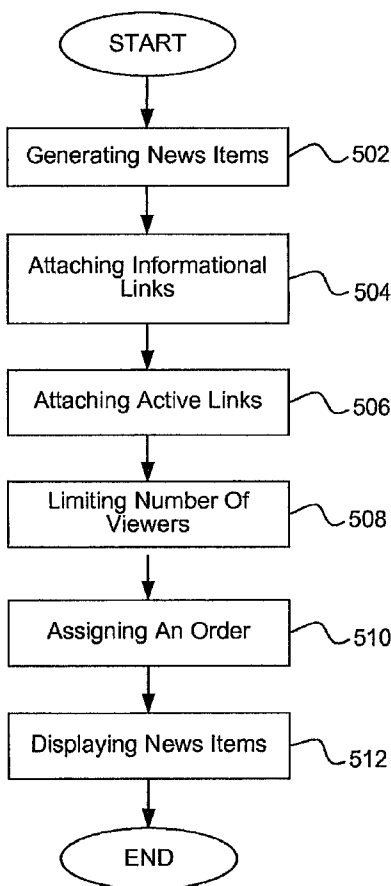
(57) **ABSTRACT****Reexamination Certificate for:**

Patent No.: **7,669,123**
 Issued: **Feb. 23, 2010**
 Appl. No.: **11/503,242**
 Filed: **Aug. 11, 2006**

A method for displaying a news feed in a social network environment is described. The method includes generating news items regarding activities associated with a user of a social network environment and attaching an informational link associated with at least one of the activities, to at least one of the news items, as well as limiting access to the news items to a predetermined set of viewers and assigning an order to the news items. The method further may further include displaying the news items in the assigned order to at least one viewing user of the predetermined set of viewers and dynamically limiting the number of news items displayed.

Certificate of Correction issued Jun. 15, 2010.

(51) **Int. Cl.**
G06F 17/00 (2006.01)



1
EX PARTE
REEXAMINATION CERTIFICATE
ISSUED UNDER 35 U.S.C. 307

NO AMENDMENTS HAVE BEEN MADE TO
THE PATENT

2
AS A RESULT OF REEXAMINATION, IT HAS BEEN
DETERMINED THAT:

The patentability of claims **1-3**, **7-13**, **15-18** and **21-25** is
5 confirmed.

Claims **4-6**, **14** and **19-20** were previously cancelled.

* * * * *